


**Warren County Public Health
Family Health
Annual Brief, February 2022**



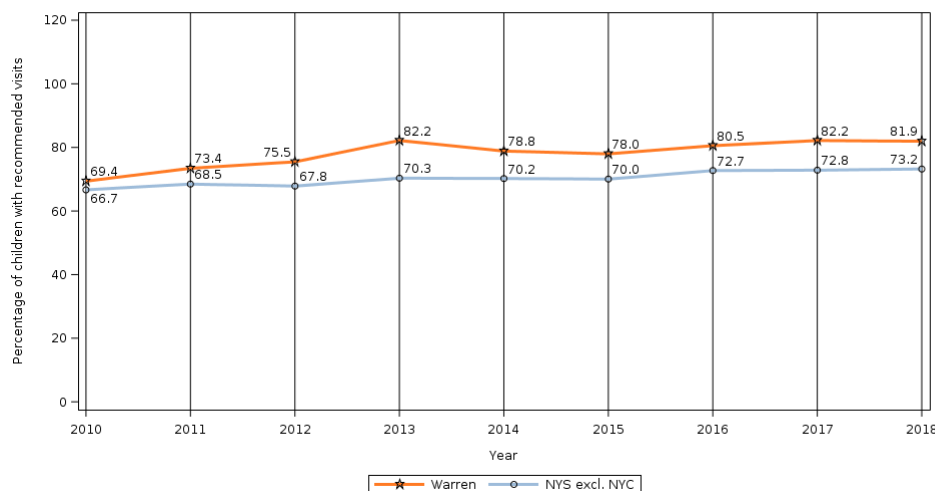
Family Health

Family health includes key areas of maternal and infant health; child health; and reproductive, preconception and inter-conception health. Improving the health among these groups is a priority in Warren County. The data included in this report will provide an insight on how Warren County stood in many categories before the Covid-19 pandemic, and how the County can start working towards better health rates for children, pregnant women, and families overall.

Child Health

The health and well-being of children includes many factors. Mainly focused on in this report is the rate of insured children, the rate of well child visits, and the rate of dental visits. In Warren County the percent of children under the age of 19 with some form of health insurance is 97.6%. This is the same as the percentage of children in NYS (excl. NYC) with health insurance. The goal is always to have this number at 100%, so Warren County will continue to work towards that. The percentage of children with at least the recommended number of well child visits (in government sponsored insurance programs like Medicaid and Child Health Plus) is 82% in Warren County. This percentage is higher than the percentage for both the North Country and NYS (excl. NYC). While the percentage of children attending well visits is higher in Warren County, it is still something that needs work.

Warren County - Percentage of children with recommended number of well child visits in government sponsored insurance programs

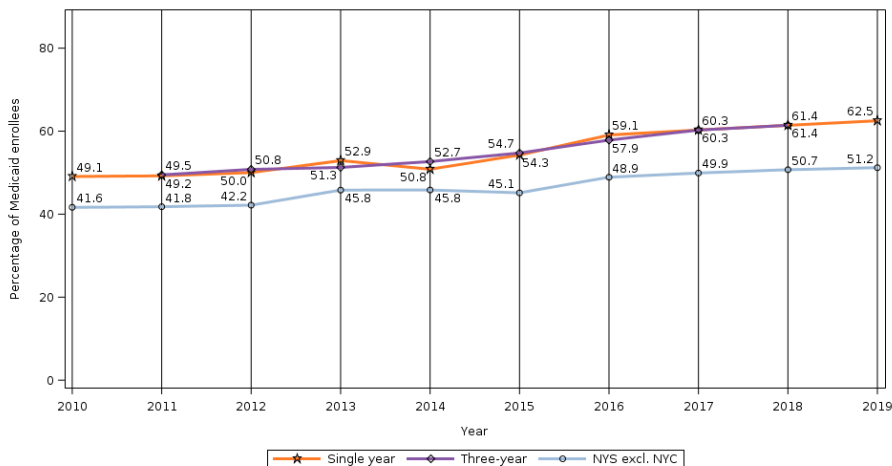


NYS Community Health Indicator Reports (CHIRS), 2020 (1)

The percentage of Medicaid enrolled children ages 2-20 with at least one dental visit between 2017 and 2019 was 61.4% in Warren County. This percentage was higher than both the North Country and NYS (excl. NYC). Again, although this percentage is higher for Warren County, it's only a little over half of children with Medicaid insurance. Poor dental care among children can lead to other physical and

mental health problems. Increasing the number of children receiving dental care in Warren County will take a lot of cooperation from all community partners.

Warren County - Percentage of Medicaid enrollees (aged 2-20 years) who had at least one dental visit within the last year

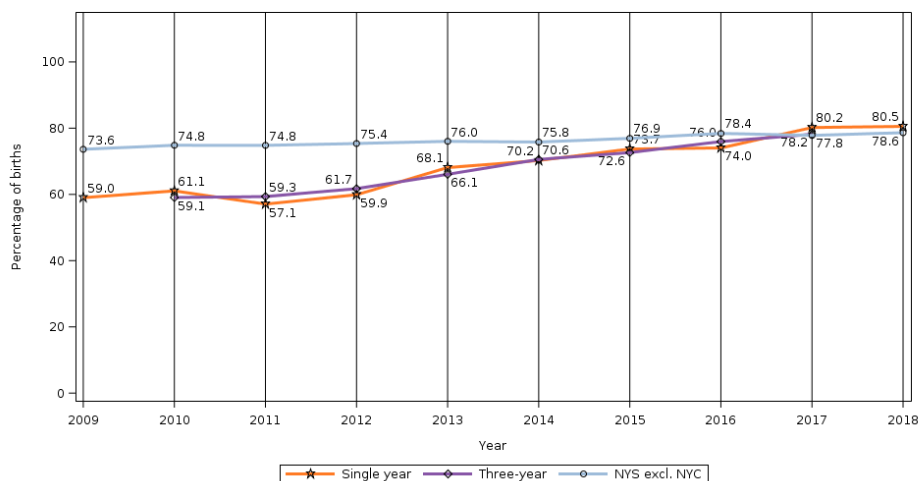


NYS Community Health Indicator Reports (CHIRS), 2020 (2)

Maternal and Infant Health

A healthy child starts with a healthy mom and a safe pregnancy. The percentage of births County with early (1st Trimester) prenatal care is 78.2% in Warren County. This percentage is slightly higher than the North Country and NYS (excl. NYC). The percentage of births with late (3rd Trimester) or no prenatal care at all is 5.6% in Warren County. This is about the same as the North Country and NYS (excl. NYC). It is important for mothers to receive early prenatal care to ensure that their pregnancy is safe, and their child is healthy before and after birth.

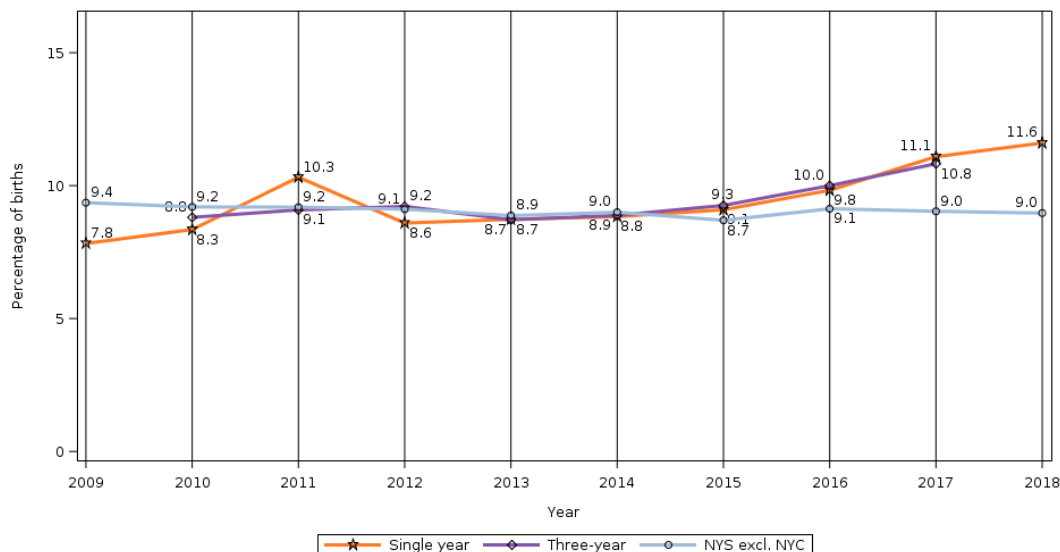
Warren County - Percentage of births with early (1st trimester) prenatal care



NYS Community Health Indicator Reports (CHIRS), 2020 (3)

The percentage of premature births before 37 weeks gestation is 10.8% in Warren County. This percentage is higher than the North Country and NYS (excl. NYC). The percentage of premature births before 32 weeks gestation is 1.5% in Warren County. This percentage is around the same as the North Country and NYS (excl. NYC). Receiving timely prenatal care can improve the rates of premature births.

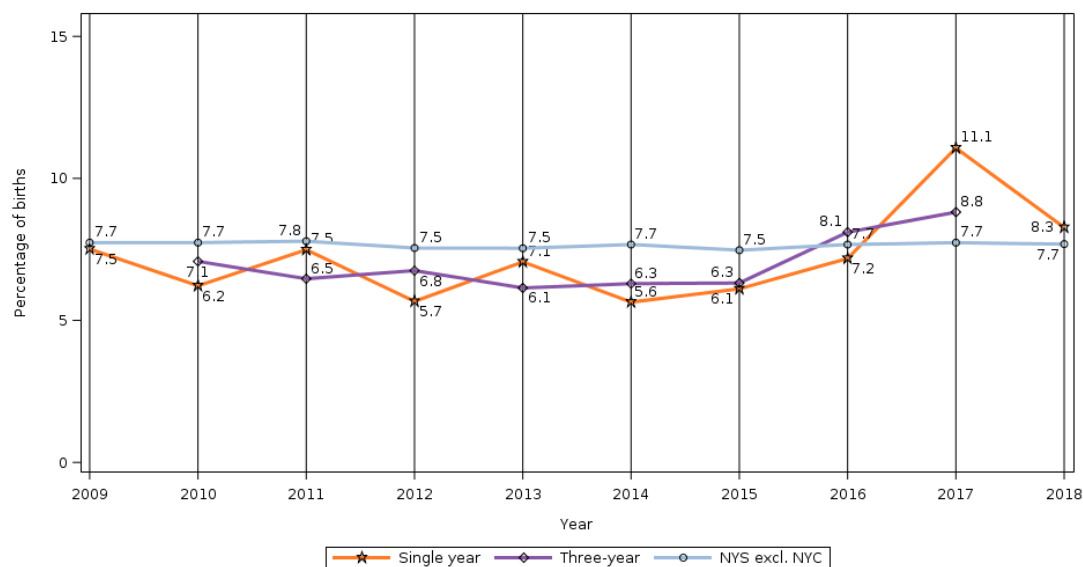
Warren County - Percentage of premature births with <37 weeks gestation



NYS Community Health Indicator Reports (CHIRS), 2020 (4)

The percentage of low birthweight (less than 2.5kg) is 8.8% in Warren County. This percentage is higher than the North Country and NYS (excl. NYC). The percentage of very low birthweight (less than 1.5kg) is 1.8% in Warren County. This percentage is similar but slightly higher than the North Country and NYS (excl. NYC). As mentioned before, receiving timely prenatal care can improve the rates of low birthweight. Educating mothers on healthy behaviors while pregnant can also improve these health rates.

Warren County - Percentage low birthweight (<2.5 kg) births



NYS Community Health Indicator Reports (CHIRS), 2020 (5)

The mortality rate per 1,000 live births of neonatal babies (less than 28 days old) is 3.6 in Warren County. This rate is higher than the North Country and NYS (excl. NYC). The mortality rate per 1,000 live births of infants (less than 1 year old) is 7.8 in Warren County. Which is also higher than the North Country and NYS (excl. NYC). There were not any maternal mortalities during live births in Warren County. The percentage of births delivered by cesarean section is 35% in Warren County. That percentage is very similar to the North Country and NYS (excl. NYC). Creating or improving programs for moms and their children would significantly improve the mortality, c-section and other health rates in Warren County.

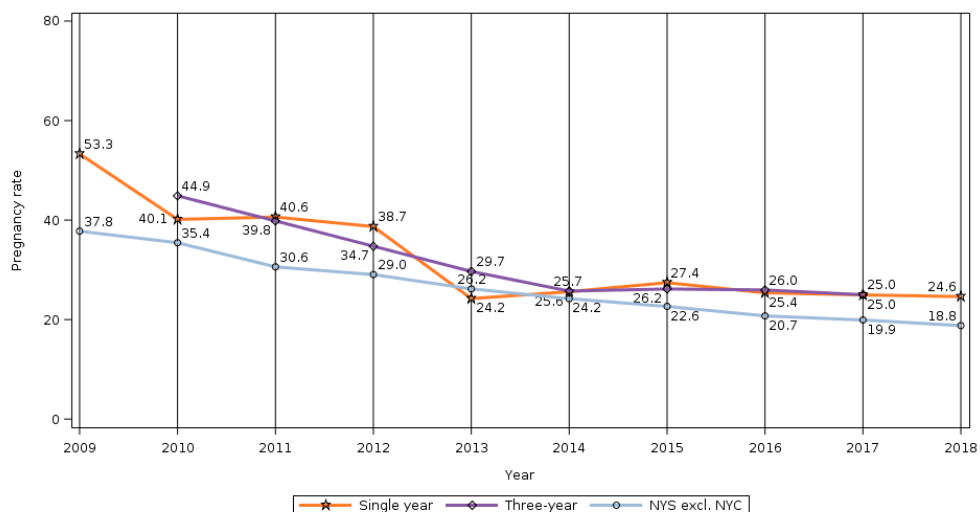
WIC is a program available in Warren County for mothers and families with financial and nutritional needs. WIC can provide healthy food and nutrition education, help with breastfeeding, and referrals to other health care or community services as needed. The percentage of WIC infants breastfeeding at least 6 months is 23.2% in Warren County. This percentage is much lower compared to NYS (excl. NYC), so increasing and improving education of the benefits of breastfeeding to mothers who participate in WIC in Warren County would be beneficial. WIC clinics are open throughout Warren County for women and children who qualify.

Reproductive Health

More than half of pregnancies in NYS are unplanned which can cause a delay in receiving prenatal care. Increasing the availability of reproductive health services and education of the importance of timely prenatal care would improve the health of women in Warren County. It would be especially beneficial for teenage girls. The teen pregnancy rate per 1,000 females ages 15-19 was 25.0 between 2016-2018 in Warren County. This rate is a little bit higher than the North Country, but about the same as NYS (excl.

NYC). The rate of teen pregnancies has been decreasing since 2009, as shown on the chart below, but it is still a priority to reduce the rate of teen pregnancies in Warren County.

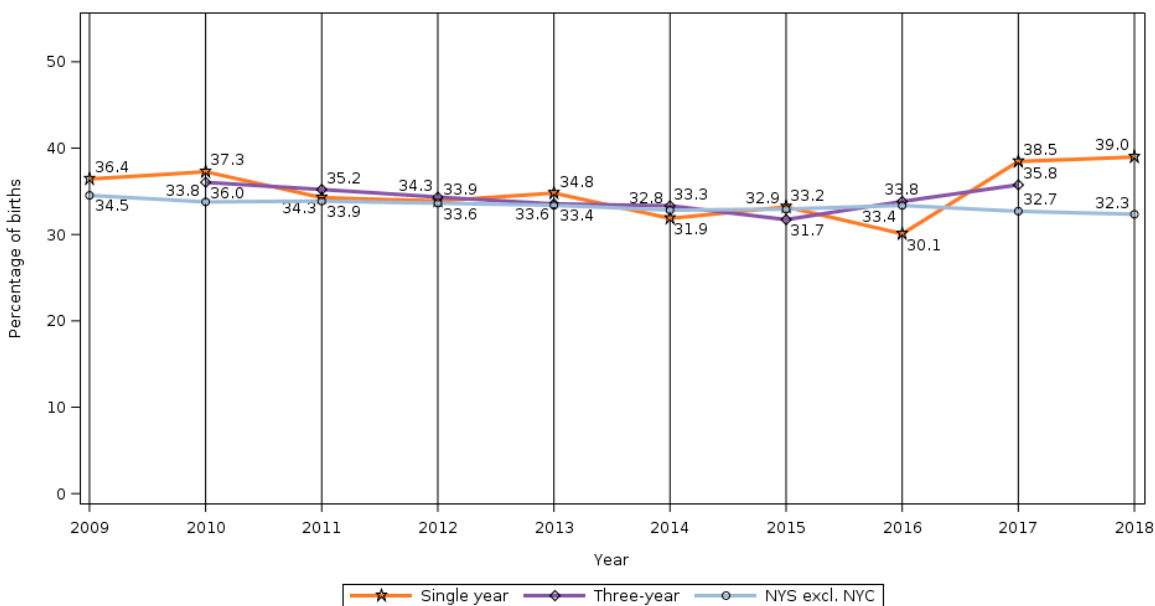
Warren County - Teen pregnancy rate per 1,000 females aged 15-19 years



NYS Community Health Indicator Reports (CHIRS), 2020 (6)

The percentage of live births conceived within 18 months of a previous live birth is 35.8% in Warren County. This is higher than the North Country and NYS (excl. NYC). Increasing optimal spacing between births for mothers is important for safe and healthy pregnancies.

Warren County - Percentage of live births conceived within 18 months of a previous live birth



NYS Community Health Indicator Reports (CHIRS), 2020 (7)

Planned Parenthood in Queensbury offers reproductive health care in Warren County. They offer services like birth control; HIV services; men’s and women’s health care; pregnancy testing and services; and STD testing, treatment and vaccines. Increasing the availability of these services to other communities throughout Warren County would improve the health and well-being of all residents.

Data Sources:

New York State Community Health Indicator Reports (CHIRS), 2020: Warren County Dashboard

https://webbi1.health.ny.gov/SASStoredProcess/guest?_program=%2FEBI%2FPHIG%2Fapps%2Fchir_dashboard%2Fchir_dashboard&p=ch&cos=52&ctop=1&ctop=2&ctop=3&ctop=4&ctop=5&ctop=6&ctop=7&ctop=8&ctop=9&ctop=10&ctop=11&ctop=12&ctop=13&ctop=14&ctop=15

Planned Parenthood: Queensbury Health Center of Queensbury, NY <https://www.plannedparenthood.org/health-center/new-york/queensbury/12804/queensbury-health-center-4257-91110>

Warren County WIC – Queensbury WIC Clinics https://wicprogram.us/wic-program-provider/warren_county_wic_queensbury_ny